

TD My Accounts Contact Us Products & Services Markets & Research Life Planning

Between My TD Accounts - Transfer Funds [Help](#)

Step: 1 of 3

From:

To:


Amount: \$

Note: To transfer funds from your Canadian based TD Canada Trust bank account to your U.S. based personal bank account with TD Bank, America's Most Convenient Bank, please select TD Global Transfer from the left-side navigation menu and choose the Send to Card transfer method.


[Clear](#) [Next >](#)

Smart, secure ways to transfer money

Transfer money within Canada

- > Interac e-Transfers
- > Visa Direct
- > Compare ways to transfer online 

Transfer money internationally

- > TD Global Transfer
- > Cross Border Banking
- > Wire Transfers (Learn More )

Accounts

Pay Bills

Transfers

- ▶ **Between My TD Accounts**
 - Foreign Exchange (Canadian / US)
 - TD Bank (US) to TD (Canada) Transfer
 - Set Up Pre-authorized Transfer Service
- Interac e-Transfer®
- TD Global Transfer
- Investments
- Add Accounts & Services
- Profile & Settings

My Links
[Choose my links](#)

- > Tax Payment and Filing
- > Session History
- > Purchase Mutual Funds
- > WebBroker
- > View epost Bills

Step 1: Click "Tax Payment & Filing"



Accounts

Pay Bills

Pay Bills

Make a Stop Payment

Make a Donation

► Tax Payment and Filing

Transfers

Interac e-Transfer®

TD Global Transfer

Investments

Add Accounts & Services

Profile & Settings

My Links

[Choose my links](#)

- › Tax Payment and Filing
- › Session History
- › Purchase Mutual Funds
- › WebBroker
- › View epost Bills

Tax Payment and Filing

[Help](#)



A simpler and faster way to pay your business taxes:


- Save time every time
- Less paperwork
- Faster refunds

Our Tax Payment and Filing Service, available through EasyWeb Internet banking, lets you pay and file federal and provincial business taxes online.* Make payments to a wide range of [recipients](#) when it's convenient for you!

Already registered?

Make tax payments and filings for any business listed here as often as you like.

To complete your payment and filing, you'll be taken to the Tax Payment and Filing service.

 [Make a Tax Payment and Filing](#)

Important information

The current fee is \$2 per payment or filing. This fee¹ will be charged to your selected TD Canada Trust account.

Each payment is issued a confirmation number which will appear on your statement.

In order to process your requests, we may disclose information you have provided us to our agents or third parties. This information will only be used for the purpose of completing your requests.

* Some restrictions apply. Please refer to Recipient List.

Step 2: Click “Make a Tax Payment & Filing”

Registered payments and accounts View/cancel future transactions Transaction history

Registered payments and accounts

Pay **Add payment type** Edit Remove

Select	Payment type ^	Account number
<input type="radio"/>	Federal - Corporation Tax Payments -- TXINS	
<input type="radio"/>	Federal - GST/HST Payment only -- GST-P -- (GST-P)	
<input type="radio"/>	Federal Payroll Deductions - Regular/Quarterly -- EMPTX -- (PD7A)	

Step 3: Click "Add payment type"

Step 4: Add the following payment type for the accounts that are relevant to your business:

- Corporate Tax Remittance: Federal – Corporation Tax Payments -- TXINX
- HST Remittance: Federal – GST/HST Payment only – GST-P – (GST-P)
- Payroll Remittance: Federal Payroll Deductions – Regular/Quarterly – EMPTX – (PD7A)

Step 5: Then use your business number to add the account:

- Corporate Tax Remittance: 000-000-000-RC0001
- HST Remittance: 000-000-000-RT0001
- Payroll Remittance: 000-000-000-RP0001